

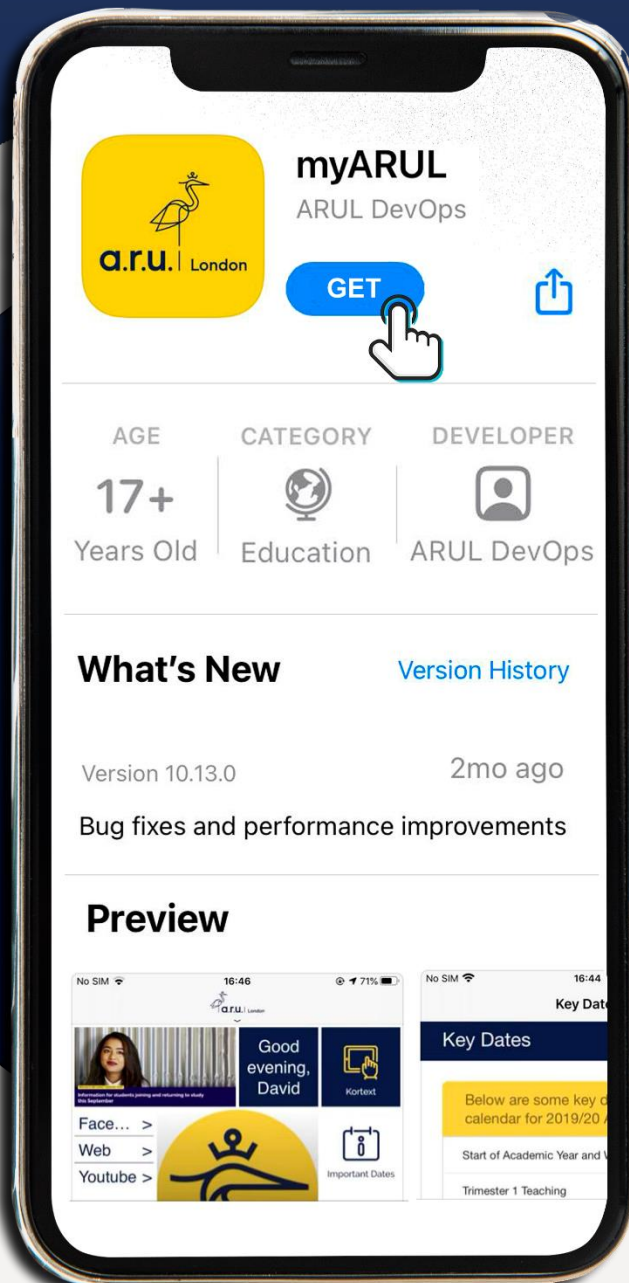
How to use the ARUL App

Contents

How to Download the App	3
Logging in	4
Using the App	5
VLE	6
ARUL ID Card and Building Access	7
Additional Services	8
Timetable	9
Digital Library	10
Student Email	11
Contact	12


How to Download the App

The app is available on both **Android** and **iOS** through play store and app store, respectively. Just search '**my ARUL London**' in the search bar and **click** the install button.



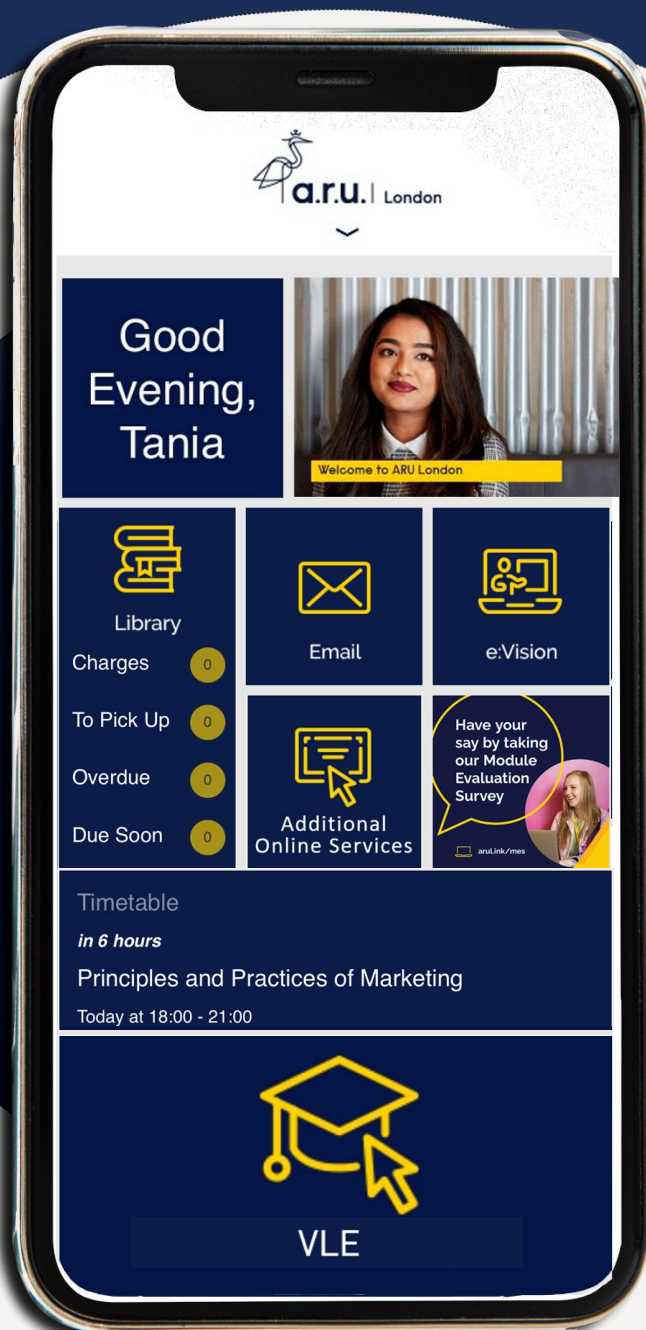
Logging in

When you first open the app, you will be greeted by the log in page. Your log in is the exact same as your Online Learning/VLE log in. Your username will be your **Student Code** (3XXXXXX) and your Password will be your **date of birth in 6-digit format** (unless you have changed this).



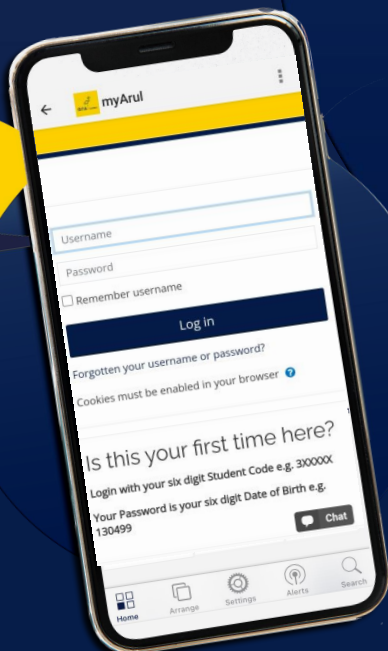

Using the App

Once logged in, you can access all your learning materials using the tiles available. Your core resources are coloured **blue** – this includes the **VLE**, **Additional Online Services**, your **Student email**, **e:Vision**, and the **Digital Library**, your **Timetable** – just click the tile for the service that you require. When first using the app, you will need to log in to each service individually.



VLE

Virtual Learning Environment (VLE) contains crucial academic information and resources. It is the hub to access your module materials, attend your zoom webinar lectures, submit your assessments, and access various learning resources such as **Kortext**.



ARUL ID Card and Building Access

Your digital **Student ID Card** is available here on myARUL App. You can also enter campus easily using a QR code available under "Republic Access."

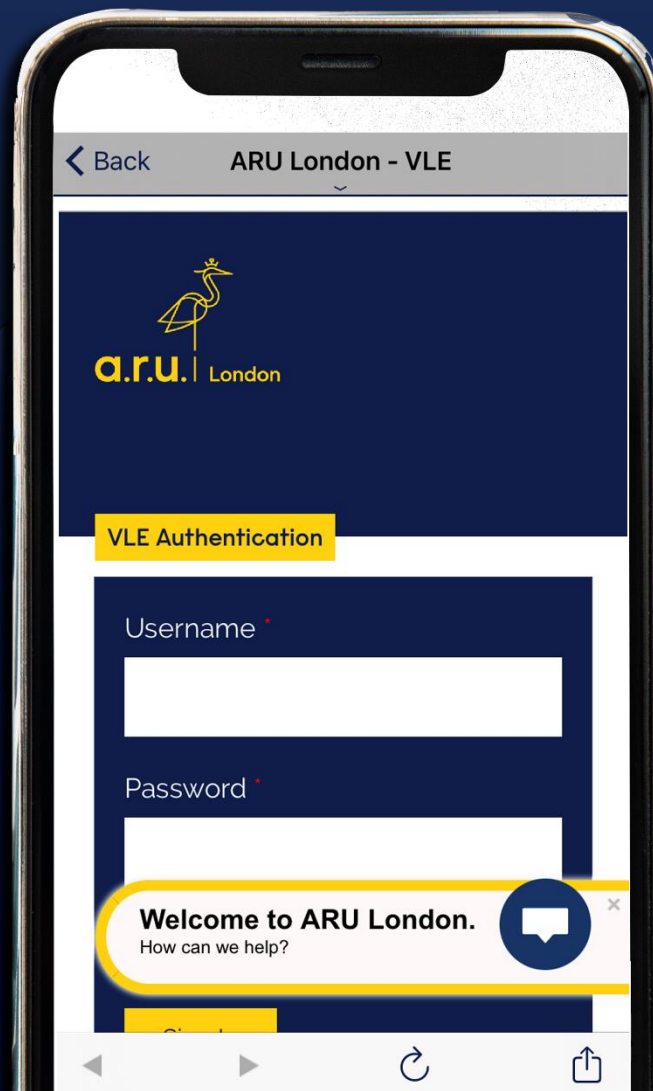
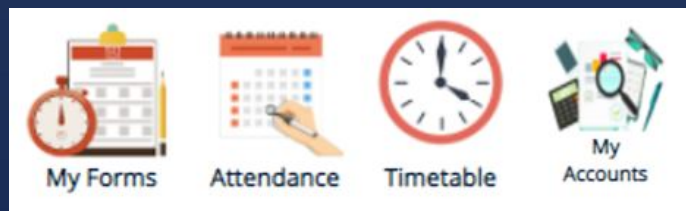


ARUL ID Card

Student ID Card		Done
Name	James Smith	
Student Email	JS345@student.aru.ac.uk	
VLE Username	324598	
ARU Student ID	1954346/1	
Course	Master of Business Administration (MBA) - International	
Cohort ID	SM01E	
Building	Charterhouse	
Start Date	11/05/2020	
Completion Date	06/05/2022	

Additional Online Services

Additional Online Services provides quick access to important reports and forms such as your attendance records and letter request

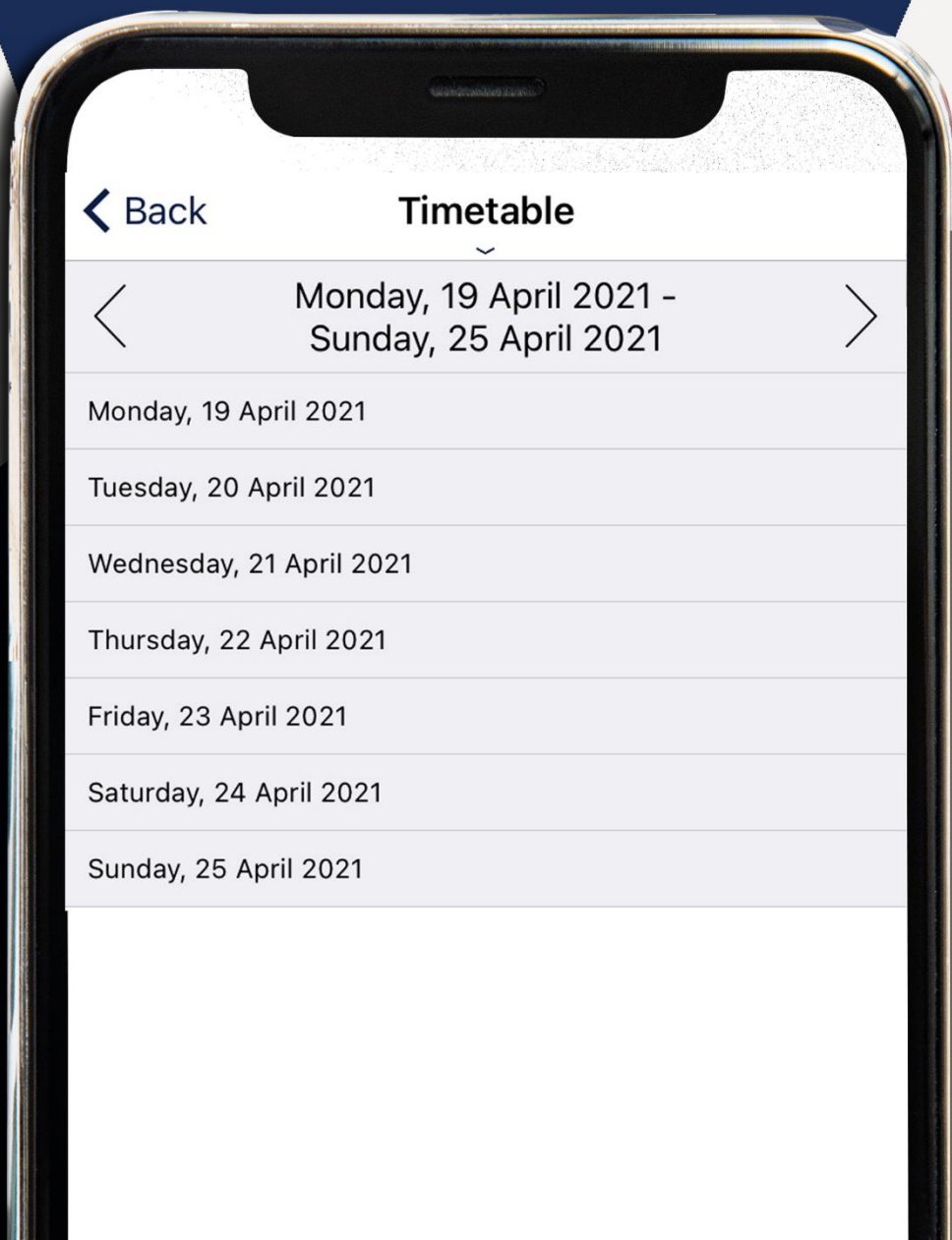


Timetable

You can see the **schedule** of your assigned modules **in Timetable.**

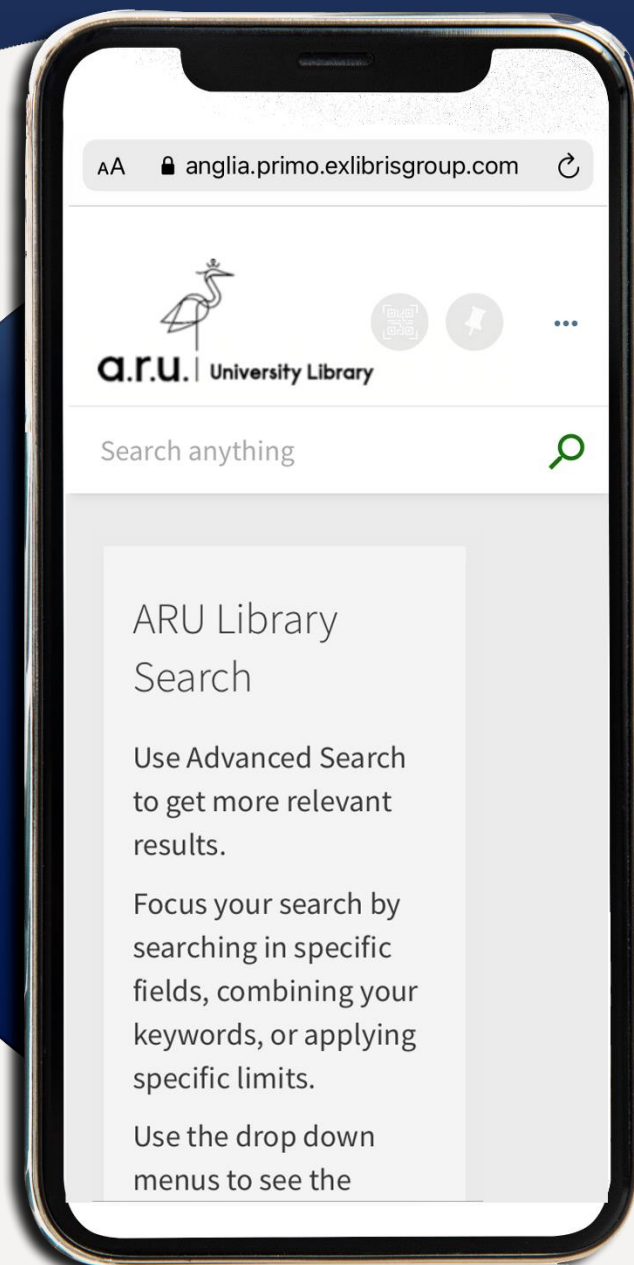


Timetable



Digital Library

As a student, you have access through myARUL App to the **Digital Library** where you can find a large variety of resources including **academic databases**, **peer-reviewed journals**, access to the **Financial Times**, and **eBooks**.



Student Email

You can access your **student e-mail** via myARUL App. This will be our first port of communication with you, so it is essential that you check this frequently.

When logging to **Student Email**, you need to complete the **Multi-Factor Authentication**. Please [click here](#) to read the **Help Sheet**.



Contact us:

Learning Resources Email
Support

learningresources@london.aru.ac.uk

iCentre Email Support

icentre@london.aru.ac.uk